


xampp



1. xampp 다운로드 xampp 다운로드.

2. More Downloads

Apache FriendsDownloadHostingCommunityAbout

Search..SearchEN

Download

XAMPP is an easy to install Apache distribution containing MariaDB, PHP, and Perl. Just download and start the installer. It's that easy. Installers created using InstallBuilder.

XAMPP for Windows 8.0.30, 8.1.25 & 8.2.12

Version	Checksum	Size
8.0.30 / PHP 8.0.30 What's Included?	md5 sha1	Download (64 bit) 144 Mb
8.1.25 / PHP 8.1.25 What's Included?	md5 sha1	Download (64 bit) 148 Mb
8.2.12 / PHP 8.2.12 What's Included?	md5 sha1	Download (64 bit) 149 Mb

Requirements [More Downloads »](#)

Windows XP or 2003 are not supported. You can download a compatible version of XAMPP for these platforms [here](#).

Documentation/FAQs

There is no real manual or handbook for XAMPP. We wrote the documentation in the form of FAQs. Have a burning question that's not answered here? Try the [Forums](#) or [Stack Overflow](#).

- Linux FAQs
- Windows FAQs
- OS X FAQs

3. OS 다운로드. window 다운로드.

An easy to install Apache distribution containing MySQL, PHP, and Perl
Brought to you by: [beltranrueda](#), [bitnami](#), [koswalds](#), [kvogelgesang](#)

An easy to install Apache distribution containing MySQL, PHP, and Perl
Brought to you by: [beltranrueda](#), [bitnami](#), [koswalds](#), [kvogelgesang](#)

Code

xampp-windows-x64-8.2.12-0-VS16-installer.exe (157.6 MB)

Downloads / Week 19,562

391,847 

21,442 7 ☐35 ☐5 ☐5 ☐

4. 7.3 ~8.0 32bit php 32bit 32bit 32bit. 32bit 7.3.33 32bit 32bit.

An easy to install Apache distribution containing MySQL, PHP, and Perl
Brought to you by: [beltranrueda](#), [bitnami](#), [koswalds](#), [kvogelgesang](#)

Summary

Files

Reviews

Support

Wiki

Code

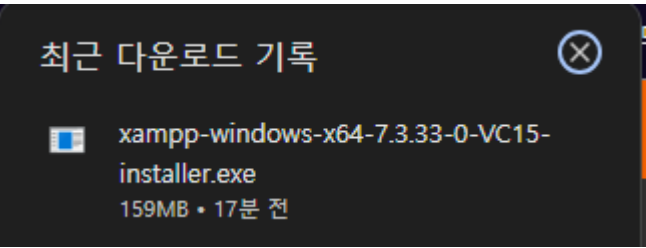
Download Latest Version
xampp-windows-x64-8.2.12-0-VS16-installer.exe (157.6 MB)

Get Updates

Home / XAMPP Windows / 7.3.33


Name	Modified	Size	Downloads / Week
Parent folder			
xampp-portable-windows-x64-7.3.33-0-VC15.7z	2021-11-25	90.2 MB	24
xampp-portable-windows-x64-7.3.33-0-VC15.zip	2021-11-25	202.1 MB	38
xampp-portable-windows-x64-7.3.33-0-VC15-installer.exe	2021-11-25	145.7 MB	50
xampp-windows-x64-7.3.33-0-VC15.7z	2021-11-25	110.5 MB	7
xampp-windows-x64-7.3.33-0-VC15.zip	2021-11-25	231.0 MB	20
xampp-windows-x64-7.3.33-0-VC15-installer.exe	2021-11-25	166.7 MB	243
Totals: 6 Items		946.2 MB	382

6. 다운로드 받은 파일을 설치합니다.



7. env/env.dabory 파일을

- env.dabory 파일을
- .env 파일을

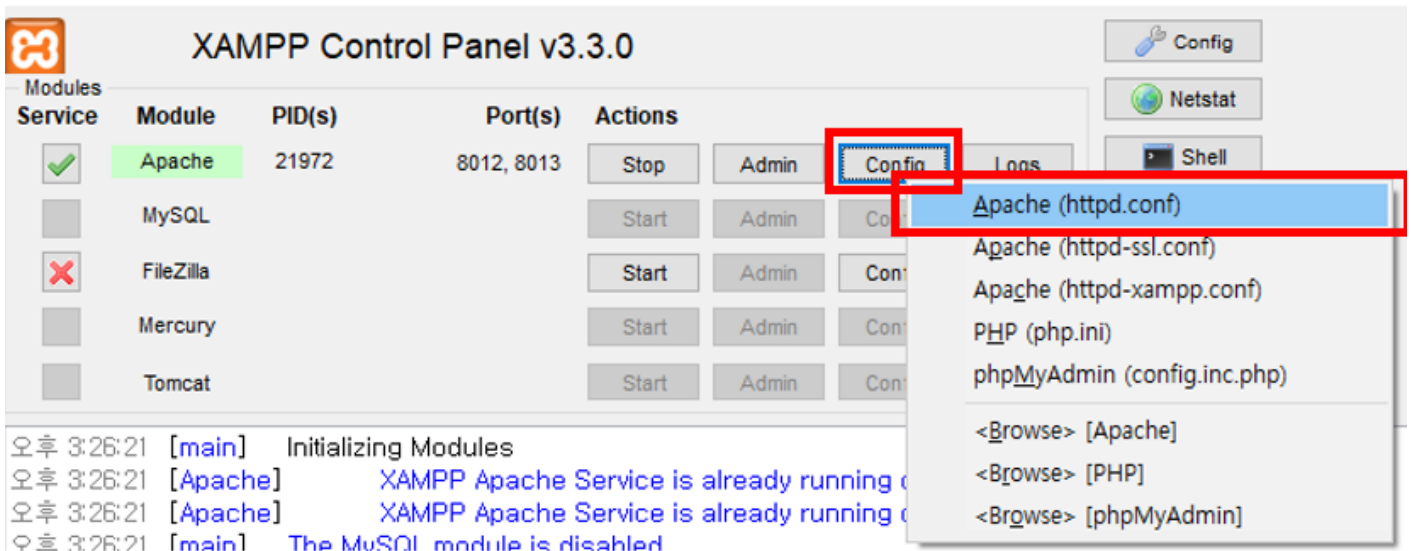


xampp

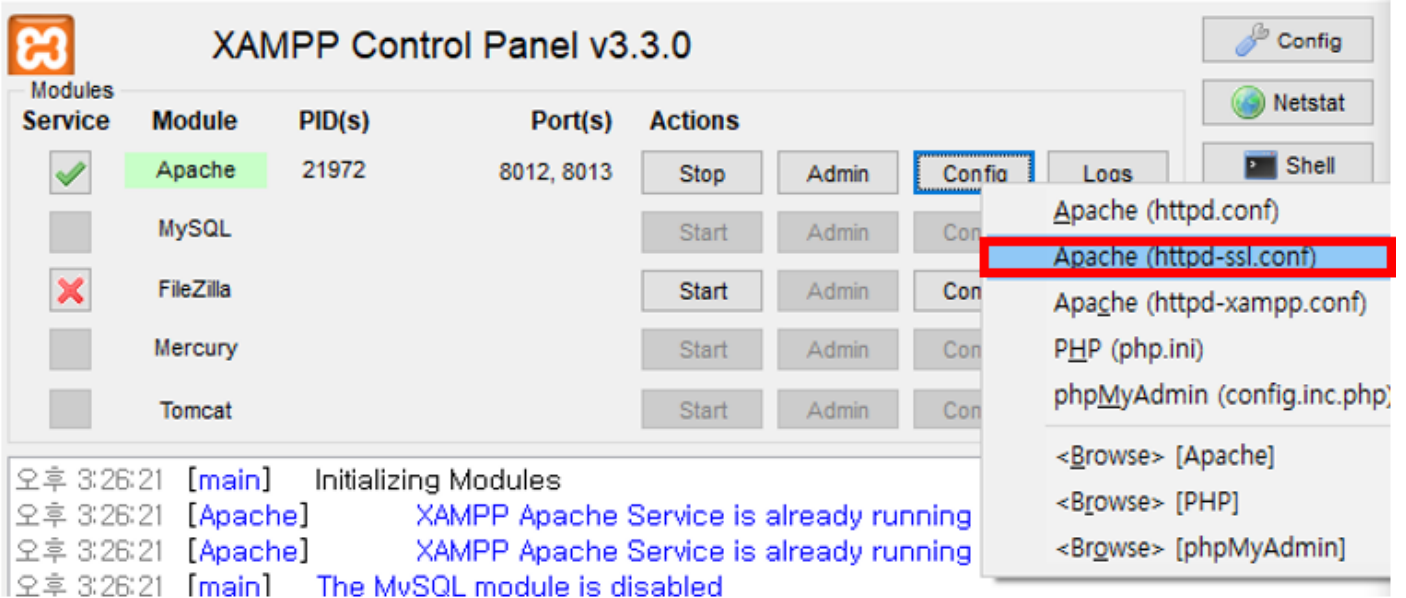
window

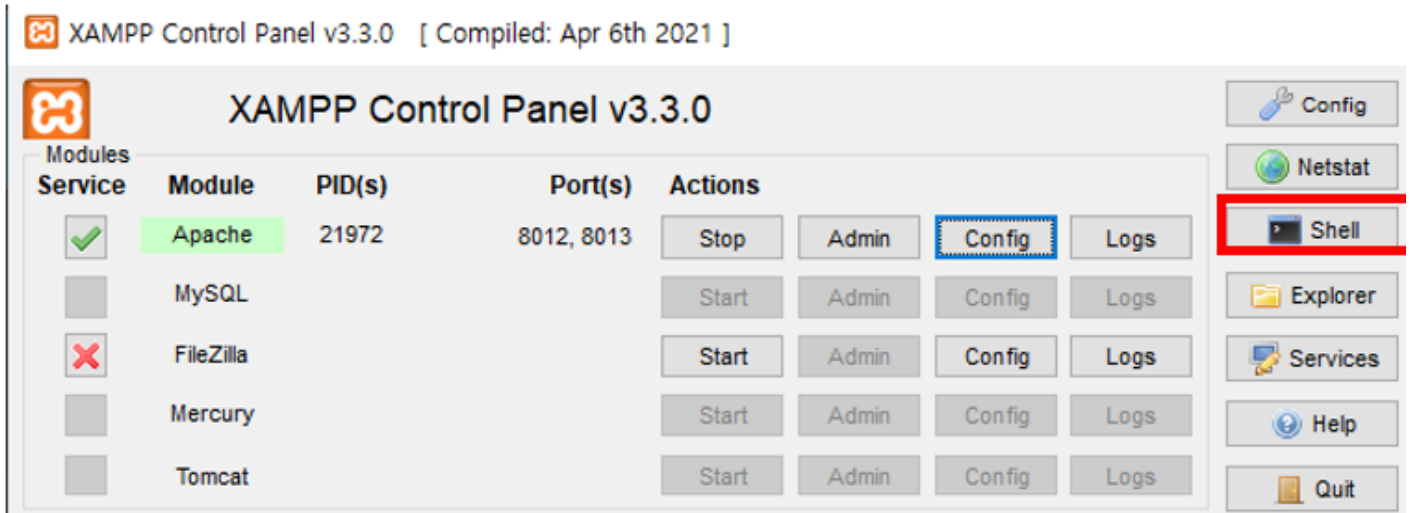
1. XAMPP Control Panel

2. xampp 80 / 443 httpd.conf / httpd-ssl.conf / Config



XAMPP Control Panel v3.3.0 [Compiled: Apr 6th 2021]





5.

5. 打开终端并进入 dbrrerp 目录。

```
cdhtdocs
gitclonehttp://git.daboryhost.com:10880/dabory/dbrrerp.git
```

6. 在 dbrrerp 目录下创建 erponly 目录。

```
# vendor
cd dbrrerp
gitclonehttp://git.daboryhost.com:10880/dabory/vendor.git

# erponly
cd dabory
mkdir themes
gitclonehttp://git.daboryhost.com:10880/dbrrerp-themes/erponly.git
```

7. 设置 localhost:port 为 8080。

8. 设置环境变量。

- env 设置 env.dabory 为 1
- vendor 设置 storage 为 1
- xampp apache 设置 public 为 1
- 设置 1 为 1

9. 设置 1 为 1。

Revision #10

Created 23 September 2024 05:34:28 by

Updated 18 February 2025 05:11:56 by