

# APP 如何 实现

“

实现 SSO

实现 SSO 需要 OAuth 2.0 协议支持。

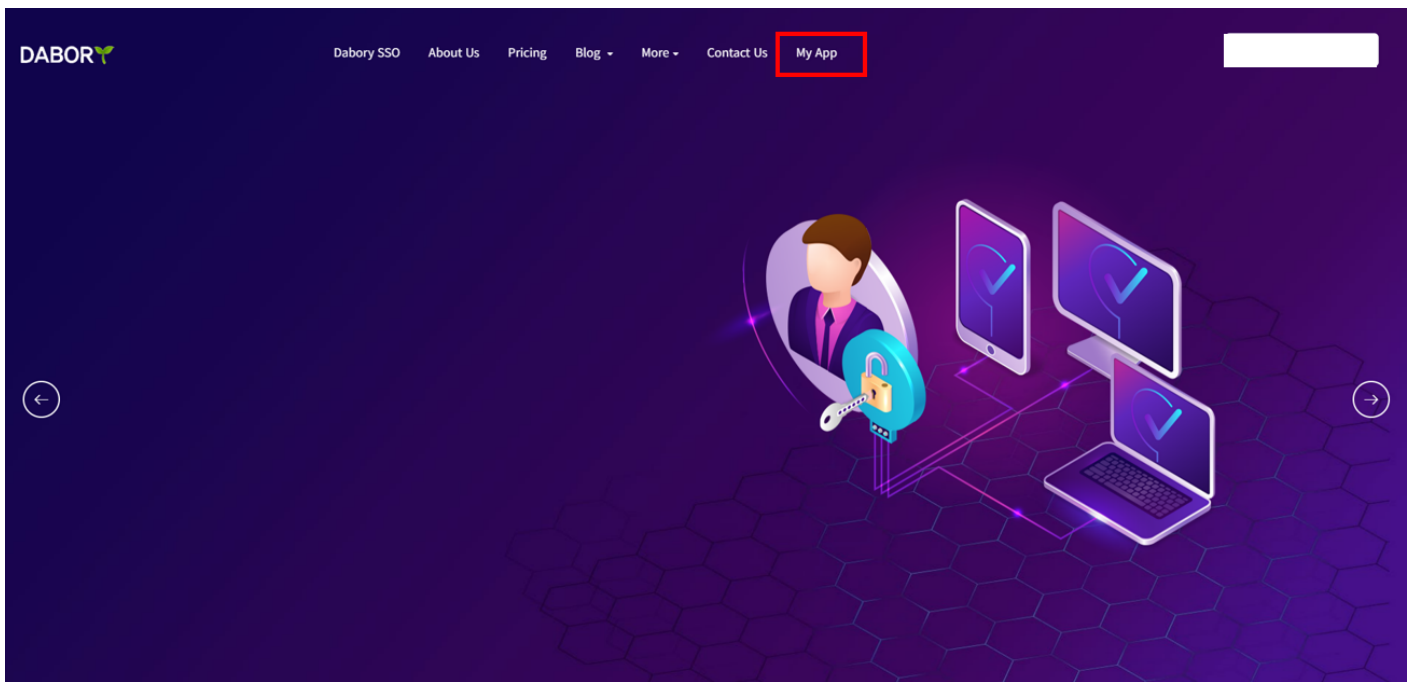
“

app 如何 实现

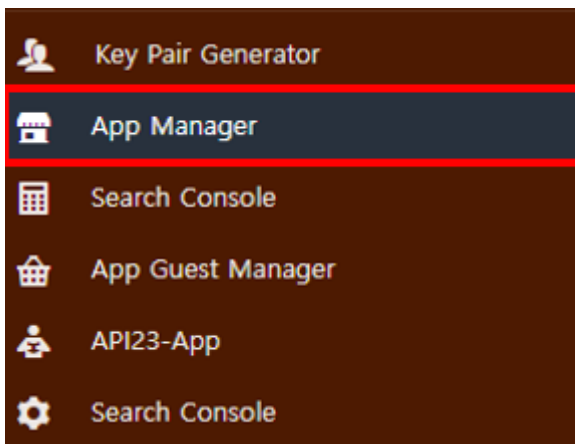
实现 api 需要 app 支持。 app 需要 api 支持 认证 (Authorization) 和 鉴权

1. 实现 SSO 需要 app 支持。

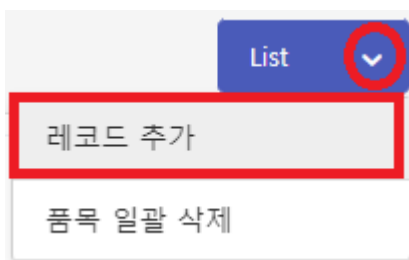
2. 实现 如何 My App 实现 实现。



3. App Manager에 접속합니다.



4. List 버튼을 클릭하여 메뉴를 엽니다.



5. 레코드 추가 버튼을 클릭합니다.

SSO App input/Update/Delete

MainApp GuestApp

### App Info and Single-Sign-On

App Type\*  
Web App

App Name\*  
xerox\_obong\_final

Redirect URI\* ex) http://localhost:8080/dabory/ssologin/callback - must be https in real domain  
http://localhost:8006/social/member-dabory/callback

Client ID  
YyXgZgaOxX2-bdqdf

Client Secret  
vQMprb5jrrD9bbOiZ~

### API/DB connection Info - generate .env.dabory and Dabory Keypair

API Host:Port\* ex) http://123.124.125.126:18080 - you can update it after download.  
=Enter manually=

DB Host:Port\* ex) localhost:3306 or 13.124.2.254:3306 (do NOT ADD http:// )

DB User\* - DB connection info will be encrypted into BeforeBase64 Key in .env.dabory.

DB Name\* - must delete cache-key-pair folder in MAIN\_API after changing DB connection info.

DB Password\* - DB connection info can not be updated after download .env.dabory.

☐ change API/DB connection info - replace .env.dabory in public\_html folder after download it.

Key Pair\*  
opticalpos\_stage

## App info and Single-Sign-On

App Type : app type

App Name : app name

Redirect URI : app Redirect\_URI (account server callback)

Client ID, Client Secret : app key

## API/DB connection info - generate .env.dabory and Dabory Keypair

API Host : main api host

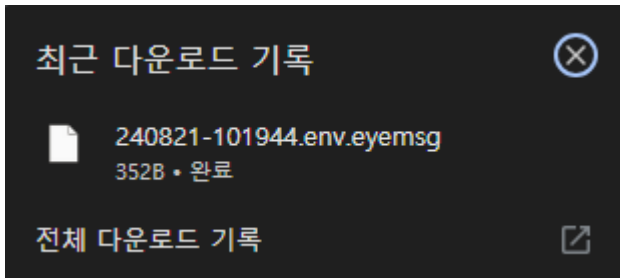
DB Host : db host

DB User, DB Name : db username db name

DB Password : db server password

Key Pair : key pair


6. save



7.

```
MAIN_API_URL=""
MAIN_API_CLIENT_ID=""
MAIN_API_CLIENT_SECRET=""
MAIN_API_BEFORE_BASE64=""
```

8. FRONTEND config



- \* account url url ( ex : [https://accounts.dabory.com/o/oauth2/authorize?client\\_id=ysTHfKT4noL-xajkbc&redirect\\_uri=https://visionnote.eyerecord.co.kr/wp-login.php&response\\_type=code&scope=all&state=tUhPBnu5RFOPcpm8IRBMayCSe5FKBRuG](https://accounts.dabory.com/o/oauth2/authorize?client_id=ysTHfKT4noL-xajkbc&redirect_uri=https://visionnote.eyerecord.co.kr/wp-login.php&response_type=code&scope=all&state=tUhPBnu5RFOPcpm8IRBMayCSe5FKBRuG) )
- \* app app\_manager Redirect\_URI callback
- \* MAIN\_API\_URL dabory main\_api server token (token )
- \* token request header

Revision #8

Created 14 February 2025 02:14:16 by [ ]

Updated 19 February 2025 03:41:16 by [ ]